


A Dressing



ONLY in the more expensive furniture stores could you find the equal of this distinctive modern dressing table and bench. Its appeal is based upon a well-proportioned and simple exterior and the careful selection of wood for grain and color. A light wood such as birch, maple, or blond walnut is suitable.

Note that the drawer pulls and door handle are eliminated. This function is taken over by the beveled lower edges of the drawer fronts and the left edge of the door. The groove thus formed plays an important part in producing a pattern on an otherwise severely plain piece. The three upper drawers must be carefully fitted to preserve the groove line intact. A false groove is carried across the door, which is hung on invisible type hinges. The bevel on the upper edge of the drawers should be made after they are completely assembled.


The center drawer, not detailed, is similar to the others except that the front is flush with the sides at both ends. The front joints are the same as detailed at the left in the drawer that is shown in detail. Note the locking strip in the right-hand detail.

LIST OF MATERIALS FOR TABLE

No. Pc.	Description	Thickness	Width	Length
1	Top	$\frac{3}{4}$	17	40 $\frac{1}{2}$
2	Ends	$\frac{3}{4}$	18	30
1	Back	$\frac{3}{4}$	22 $\frac{1}{4}$	40 $\frac{1}{2}$
2	Vertical partitions	$\frac{1}{2}$ ply	15 $\frac{1}{2}$	22 $\frac{1}{4}$
1	Door	$\frac{3}{4}$	11 $\frac{1}{2}$	16 $\frac{3}{4}$
2	Upper drawer front	$\frac{3}{4}$	4 $\frac{1}{4}$	11-3/16
1	Center drawer front	$\frac{3}{4}$	4 $\frac{1}{4}$	17-15/16
1	Middle drawer front	$\frac{3}{4}$	7 $\frac{1}{4}$	11-3/16
1	Lower drawer front	$\frac{3}{4}$	9 $\frac{1}{4}$	11-3/16
2	Lower drawer sides	$\frac{1}{2}$	8-11/16	15 $\frac{3}{4}$
2	Middle drawer sides	$\frac{1}{2}$	6-11/16	15 $\frac{3}{4}$
6	Upper and center drawer sides	$\frac{1}{2}$	3-11/16	15 $\frac{3}{4}$
2	Upper drawer back	$\frac{3}{4}$ ply	3-3/16	9-15/16
1	Center drawer back	$\frac{3}{4}$ ply	3-3/16	17-3/16
1	Middle drawer back	$\frac{3}{4}$ ply	6-3/16	9-15/16
1	Lower drawer back	$\frac{3}{4}$ ply	8-3/16	9-15/16
4	Up., mid., low., dr. bottoms	$\frac{1}{4}$ ply	9-15/16	15 $\frac{1}{2}$
1	Center drawer bottom	$\frac{1}{4}$ ply	17-3/16	15 $\frac{1}{2}$
2	Shelves	$\frac{3}{4}$	15 $\frac{1}{2}$	10 $\frac{3}{4}$
1	Top rail	$\frac{3}{4}$	1 $\frac{1}{4}$	40 $\frac{1}{2}$
8	Intermed. rails—front and back	$\frac{3}{4}$	1 $\frac{1}{4}$	10 $\frac{3}{4}$
8	Side rails	$\frac{3}{4}$	$\frac{7}{8}$	14-1/8
4	Top cleats	$\frac{3}{4}$	$\frac{7}{8}$	14-5/8
2	Center drawer rails	$\frac{3}{4}$	$\frac{7}{8}$	15 $\frac{1}{2}$

FOR BENCH

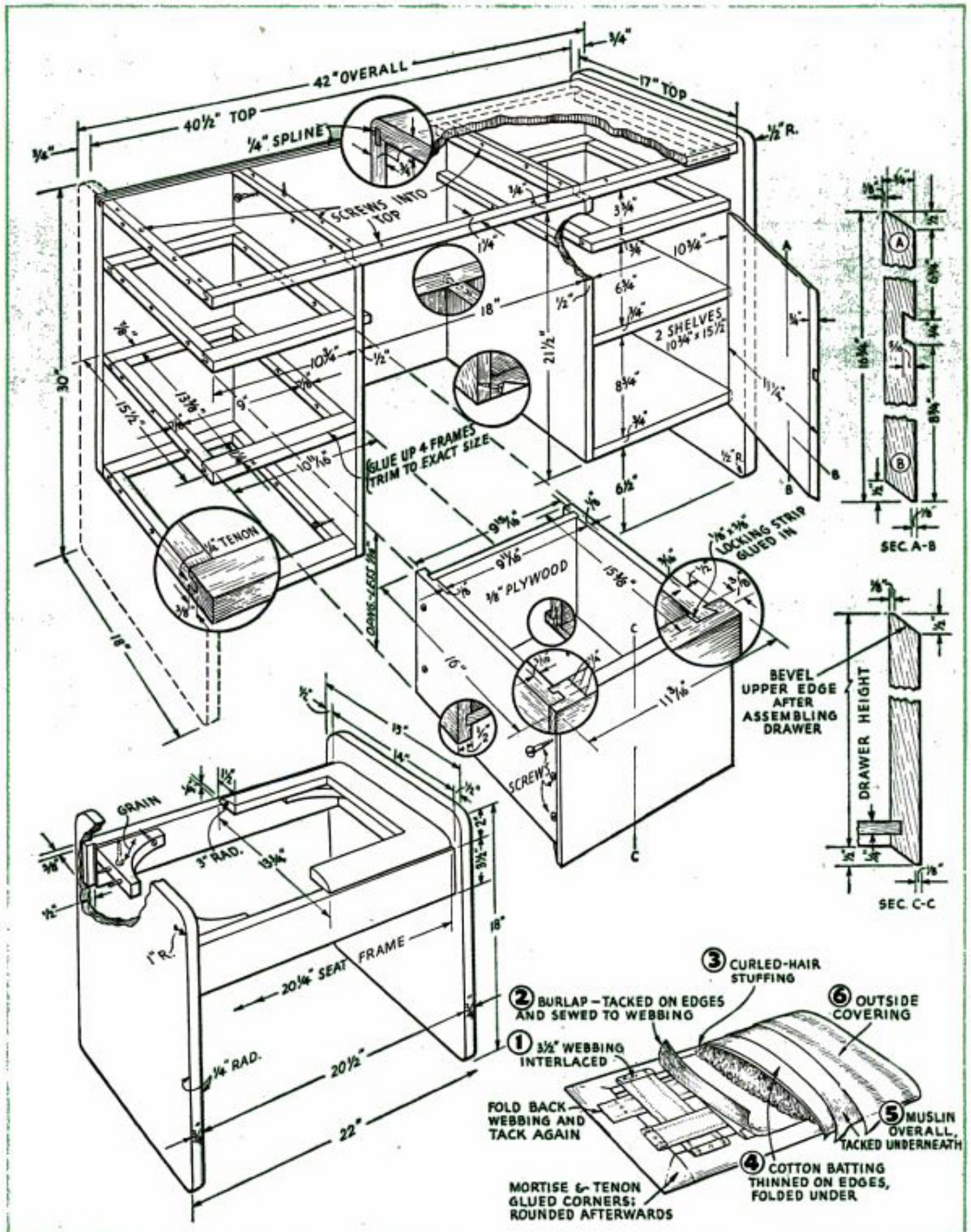
2	Ends	$\frac{3}{4}$	15	18
2	Side stretchers	$\frac{3}{4}$	3 $\frac{1}{2}$	21 $\frac{1}{2}$
4	Corner blocks	$\frac{3}{4}$	4	4
2	Seat frame—sides	$\frac{3}{4}$	1 $\frac{1}{2}$	17 $\frac{1}{4}$
2	Seat frame—ends	$\frac{3}{4}$	1 $\frac{1}{2}$	13 $\frac{1}{4}$



MODERN STYLING • DISTINCTIVE DESIGN

Table and Bench

By
DONALD A. PRICE



SIMPLICITY OF CONSTRUCTION • UTILITY